
















_____ 's Weekly Chart

	M	T	W	T	F
I finished my school work.					
I showed respect to my family.					
I did my chores.					

If I earn **12 or more** paw prints, I will earn a reward!

This week, I am working for _____

Directions

1. Brainstorm with your child a list of rewards which will motivate him/her. Be sure to only “ok” realistic rewards!
2. On Sunday night, allow your child to decide which reward he or she would like to work toward for the week.
3. At the start of the day, look over the chart with your child and have him or her tell you how they can earn paw prints.
 - a. Remind child of what they’re working for if there are any difficult parts of the day.
4. At the end of each day, talk with your child about how the day went. Together, discuss whether a paw print should be earned for each area. Allow child to color in any earned paw prints.
 - a. If a paw print **was not** earned, help your child think about why it wasn’t earned and what they could do differently tomorrow to earn that paw print.
5. At the end of the day on Friday, have your child count up the colored paw prints.
 - a. Did they earn 12 or more? **CELEBRATE** their hard work and allow them to enjoy their reward!

Reward Ideas

*** A reward can be ANYTHING your child enjoys! ***

Movie night	Fancy Day	Game night	Special snack/treat
Extra device time	Stay up 15 minutes late		Sleep in 15 minutes late
Chore pass	Zoom with a friend		Bake a treat